

## TECHNICAL DATA SHEET

---

### TRIMMEX CUTTOGRAF NO. 69791



---

**Order No.** 69791.00

**Discover its talents. With a rotating deburring blade.**

Deburring or cutting? Basically, you can do both with the TRIMMEX CUTTOGRAF. There is an additional adapter in the blade holder of this variant so that you can use the 2.50 mm strong, rotating deburring blade. You can smooth out unclean workpieces with it, especially at the rounded off points. The blade automatically adapts to the shape you are working on while doing so.

**Easy blade changing**

One could also describe it as intuitive. You can push the blade holder right to the front to remove the blade. Put the new one in, replace the holder, ready.

**A wide variety of blades**

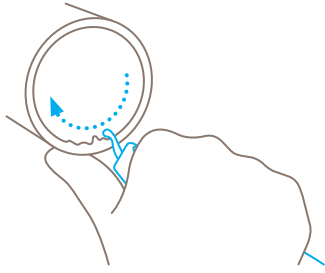
Count for yourself. There is definitely the right one for you among this unusually large selection of blades. Meaningful and safe: many of the blades can be lowered into the handle.

**The correct angle**

The rotating deburring blades in the TRIMMEX CUTTOGRAF automatically take on the correct angle to the workpiece. So you can avoid damages.


**Practical eyelet**

You do not have to do without an eyelet in the TRIMMEX CUTTOGRAF. You can just pull a strap through it and hang the cutting tool up wherever you need it.











PRODUCT FEATURES

Technical features

-  Basic safety
-  Tool-less blade change
-  Abrasion resistant
-  Ergonomic
-  For right and left hander
-  Lanyard hole
-  Diameter and form of grip
-  Blade retractable
-  Adaptable blade positioner

Main cutting materials

-  Plastic burr
-  Rubber burr
-  Coated film
-  Laminated film
-  Layers of foil or paper
-  Textile, material
-  Metal burr
-  Yarn, cord

Installed blade



**NO. 791**  
2.50 mm

Optional blade

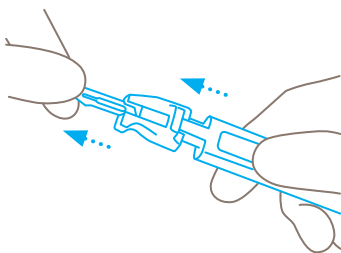


**NO. 795**  
2.50 mm



**NO. 796**  
2.50 mm

BLADE CHANGE





## PRODUCT AND PACKAGING DETAILS

Order No.	NO. 69791.00	Packaging unit	1 on self-service card
Knife size (L x W x H)	159 x 15 x 18 mm	Size Single unit box	88 x 0.8 x 205 mm
Weight knife	25 g	Weight single unit box	36.3 g
Main material	Glass fibre reinforced plastic	EAN Code single unit box	4002632697913
		Quantity in outer pack	10 knives
		EAN Code outer pack	4002632951039
		Customs tariff number	82119300

## SECURITY ADVICE

To ensure that you use your new MARTOR knife safely and most effectively, please read and note the following user-instructions. Please keep the written guide in a safe place so that you can access it at any time.

**1. General application instructions:** Please use the product carefully for cutting work only and not for any purposes other than those that are intended. Please take the correct handling and the proper use of the knives into account in this regard.

**2. Special application instructions to avoid the danger of injuries:** Only use knives that are in perfect condition and have sharp, clean and undamaged blades. employ the utmost care when handling the knives.

CAUTION: The blade is sharp and can result in serious and deep cuts. Therefore, never reach into the blade! To reduce the danger of injuries, hold the hand that is being used to restrain and stabilise the cutting base in such a manner that the restraining hand or even other body parts are not endangered in the event that the knife slips.

**3. Replacement of spare parts:** Replace any blades that be-

come dull at the right time! Use only the replacement blades available at MARTOR for this purpose. Dispose of old blades in a proper fashion. They should not be placed in a waste paper bin, as this poses a considerable danger of injuries. Never perform any repairs yourself. If the knife displays signs of aging or other wear, e.g. function problems when changing the blade or in the handling of the blade pushers, then it must be rejected and replaced with a new one. Any modifications or manipulations to the product are prohibited, as they impair the product safety. CAUTION: There is an extremely high danger of injuries here!

**4. Non-use of the knife:** Always secure the blade in such a way that injuries due to cuts are excluded. Store the knife in a secure place.

**5. Care instructions:** Always keep the knife clean and do not expose it to unnecessary humidity to safeguard a long service life.

**CAUTION:** No liability will be assumed for consequential losses. Subject to technical changes and errors! This knife does not belong in the hands of children!

## ACCESSORIES

---

### USED BLADE CONTAINER


NO. 9810



You can fill the USED BLADE CONTAINER with the content of your SAFEBOX. Or directly with your used blades. When the box is full, turn the lid until it shuts. Now the box cannot be reopened. The next step is to safely and completely dispose of the filled USED BLADE CONTAINER.

### WALL MOUNT BRACKET USED BLADE CONTAINER

NO. 9845



Include it in your order now! With this mounting bracket you can fix your USED BLADE CONTAINER to a central location. Use the clamp and screws and nuts supplied with the product to attach it to either a pipe or a rod.

---

## MANUFACTURER

MARTOR KG | Heider Hof 60 | 42653 Solingen | Germany  
T +49 212 25805-0 | F +49 212 25805-55 | [info@martor.de](mailto:info@martor.de) | [www.martor.com](http://www.martor.com)